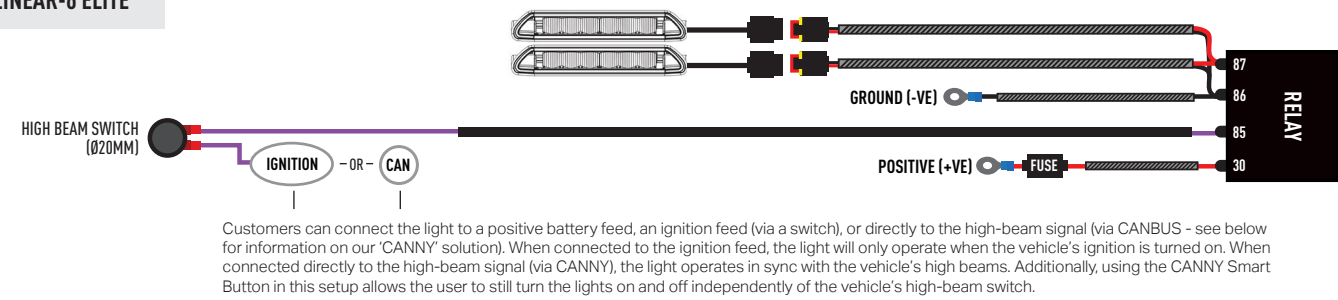


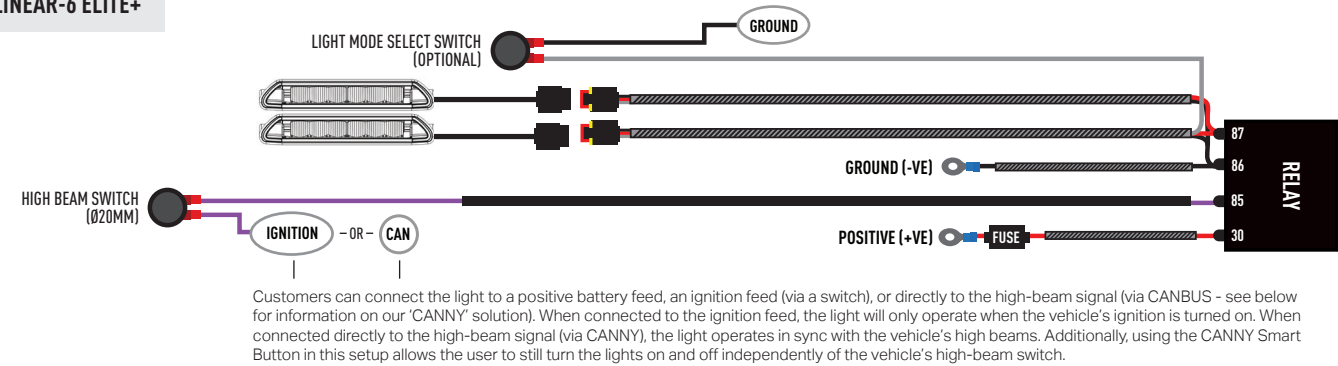
ELECTRICAL CONNECTION

Please disconnect the vehicle battery before installing or servicing your LED light installation. If in doubt, it is recommended to use the services of a professional installer. It is recommended to use the available corresponding Triple-R wiring kit for your product. If utilizing existing (non Triple-R) wiring, make sure to use the appropriate wire gauge and fusing in line with your lights.

LINEAR-6 ELITE



LINEAR-6 ELITE+



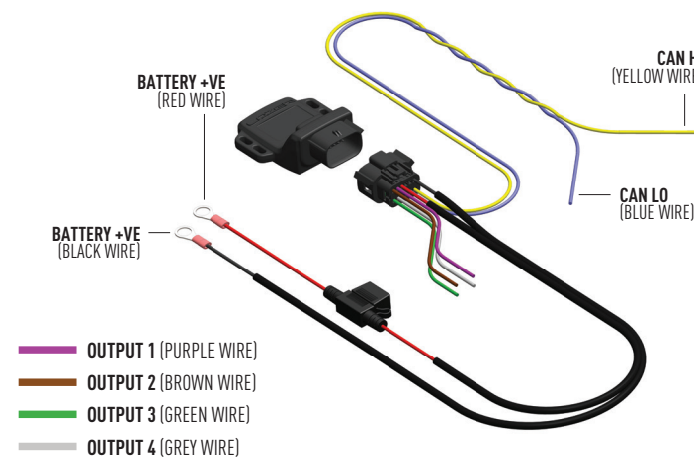
CANBUS INTEGRATION

(FOR DOT/SAE LIGHTS ONLY - SOLD SEPERATELY)

For vehicles where it is not possible to locate a 12V high beam signal, it will be necessary to take the high beam signal from the vehicle's CAN system. For connection options please visit the Triple-R Lights' website, or contact your nearest dealer.



Scan the QR for more information on CANNY.



TRIPLE-R  
HIGH PERFORMANCE LIGHTING

A LAZER LAMPS COMPANY

LEXUS GX550 (2024+)  
GRILLE KIT

FITTING INSTRUCTIONS



TRIPLE-R  
HIGH PERFORMANCE LIGHTING

WWW.TRIPLE-R-LIGHTS.COM

We appreciate your purchase of a Triple-R Lights' product, and value your feedback. If you would like to leave feedback on your Triple-R experience, please head to the relevant product page on our website [www.triple-r-lights.com](http://www.triple-r-lights.com).

[sales@triple-r-lights.com](mailto:sales@triple-r-lights.com)

Triple-R Lights LLC, 600 North Bullard Avenue,  
Suite 6, Goodyear, AZ 85338  
UNITED STATES

UK BUILT | US DRIVEN    /TRIPLERLIGHTS



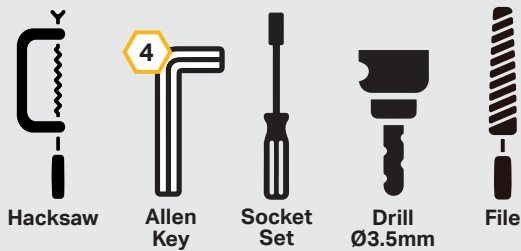
WHAT'S INCLUDED

- 4x Grille Mounting Brackets
- 4x Cutting Guides
- Anti-Theft Fasteners & Key
- Fitting Instructions

Additionally - Kit Includes:

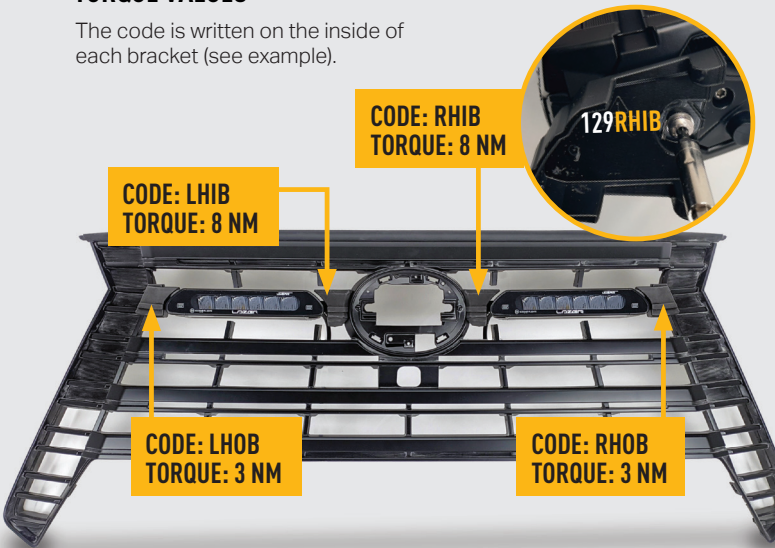
- 2x Linear-6 LED Lightbar
- 1x Two-Lamp Wiring Kit

TOOLS REQUIRED



TORQUE VALUES

The code is written on the inside of each bracket (see example).



INSTALLATION PROCESS - Install should be completed with the grille left on the vehicle.

